

# Fox Army Health Center

---

**Sign up for PCRS  
Step-by-Step**



**PCRS is the Fox Army Health Center Patient Centered Resource System. We provide this service to our beneficiaries for convenient communication with the Pharmacy. Please use this resource to refill prescriptions or ask questions.**

## Step 1

Go to [www.redstone.tricare.mil](http://www.redstone.tricare.mil)

Click on "Health Services"



## Step 2

Click on the blue PCRS square



### Step 3

Click on the blue PCRS square again:



### Step 4



To sign up for a new account, click on the blue text: ["Click here to sign up for a new account"](#)



## Step 5

Enter the text in the captcha image given.

If you cannot see the letters well:

- click on the reset button  to get a new image or
- click on the speaker symbol  to listen to the letters read aloud.

Fill in your information. You may make up your User Name.

Click on the Create User button.



The screenshot shows a web browser window with the URL "http://www.foxahc.com/". The page header includes the U.S. Army Medical Department and Fox Army Health Center logos. The main content area is a registration form titled "Sign Up for Your Web Account". At the top of the form is a captcha image showing the letters "FHU" with a text prompt "Please enter the text of this image below". Three red arrows point to the captcha, the form fields, and the "Create User" button. The form fields include: User Name, Password, Confirm Password, First Name, Last Name, E-mail, Phone (with a note: "If your provider is not listed, please select other"), Cell Number (with a note: "If office is selected, email will be used as primary method of communication"), Date of Birth, and Last 4 of Service ID. A "Create User" button is located at the bottom right of the form. At the bottom of the page, contact information for Fox Army Health Center is provided: "Fox Army Health Center • 4100 Goss Road • Redstone Arsenal, Alabama 35894-7000 • Phone: 800.235.9021 • Cell Center Number: 256.655-0800 • Toll Free Number: 800.235-9021".

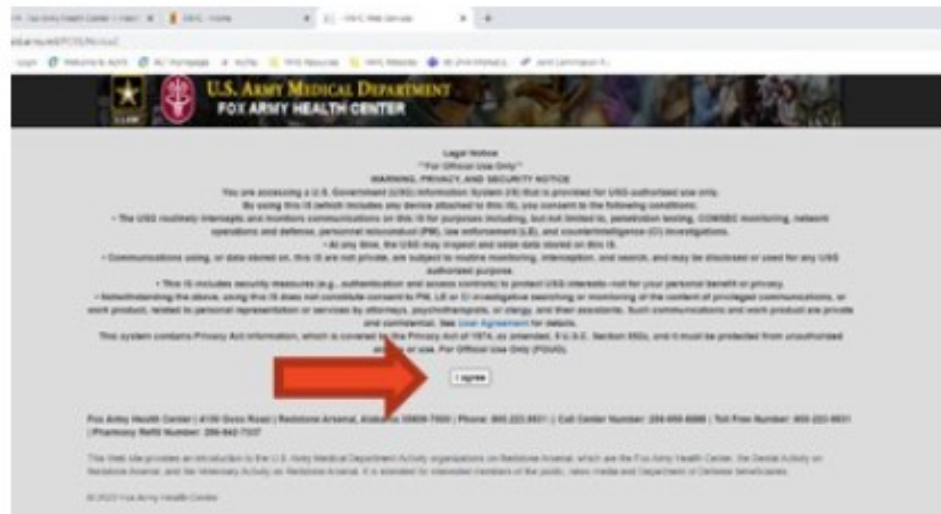
**Your account request has been submitted!**

**PLEASE NOTE:** It may take up to 48 hours for the account to be created.

**Remember your User Name and password** and watch for a text or email from [FAHC\\_website@mail.mil](mailto:FAHC_website@mail.mil)

## Step 6

When you receive the email, go back to PCRS using steps 1-3, and click on "I agree."



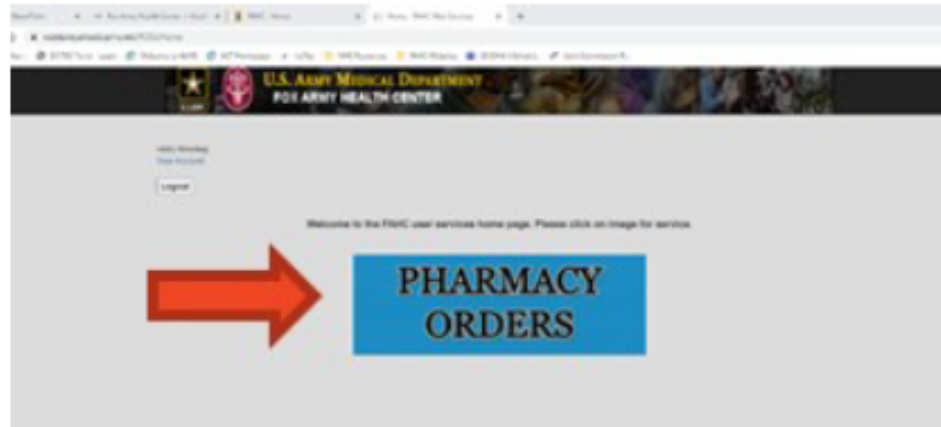
## Step 7

The system will send you a four digit PIN to your phone or email. Enter the PIN in the space provided and click



## Step 8

Click on the blue "Pharmacy Orders" box.



## Step 9

Type your question in the text box. Or to request refills, enter the prescribing doctor, date, medication name, and dose.

A screenshot of the pharmacy order form. The form includes a "Log out" button and a message about a new computer system, MHS Genesis. Below this, there is a section for "Please Enter Your Prescription Information" with fields for Name, Last 4 of License #, and Place of Birth. A checkbox for "Would you like to receive Calltext when RX is ready for pickup?" is checked. A dropdown menu for "Please specify if this is a home or cell number" is set to "CELL". A text box for "Please enter the name(s) or type of medication you are requesting" is empty, with a red arrow pointing to it. Below the text box, there is a "Your Last 4 Orders" section and a "Submit" button. A red arrow points to the "Submit" button, and a red message at the bottom states "You have not entered any RXs for refill".

**You're done!**

If you opted into receiving text messages, you will receive one when your order is ready for pickup.

Thank you for using PCRS and Fox Army Health Center.

